



Series TY-FRB, 5.6 K-factor Upright, Pendent, and Recessed Pendent Sprinklers Quick Response, Standard Coverage

General Description

The TYCO Series TY-FRB, 5.6 K-factor, Upright (TY313) and Pendent (TY323) Sprinklers described in this data sheet are quick response, standard coverage, decorative 3 mm glass bulb-type spray sprinklers designed for use in light or ordinary hazard, commercial occupancies such as banks, hotels, and shopping malls.

The recessed version of the Series TY-FRB Pendent Sprinkler, where applicable, is intended for use in areas with a finished ceiling. This recessed pendent sprinkler uses one of the following:

- A two-piece Style 15 Recessed Escutcheon with recessed adjustment up to 5/8 in. (15,9 mm) from the flush pendent position.
- A two-piece Style 20 Recessed Escutcheon with recessed adjustment up to 1/2 in. (12,7 mm) from the flush pendent position.

The adjustment provided by the Recessed Escutcheon reduces the accuracy to which the fixed pipe drops to the sprinklers must be cut.

Intermediate level versions of Series TY-FRB Sprinklers are described in Technical Data Sheet TFP357. Sprinkler guards and shields are described in Technical Data Sheet TFP780.

IMPORTANT

Refer to Technical Data Sheet TFP2300 for warnings pertaining to regulatory and health information.

Always refer to Technical Data Sheet TFP700 for the "INSTALLER WARNING" that provides cautions with respect to handling and installation of sprinkler systems and components. Improper handling and installation can permanently damage a sprinkler system or its components and cause the sprinkler to fail to operate in a fire situation or cause it to operate prematurely.

NOTICE

The TYCO Series TY-FRB Sprinklers described herein must be installed and maintained in compliance with this document, as well as with the applicable standards of the National Fire Protection Association, in addition to the standards of any other authorities having jurisdiction. Failure to do so may impair the performance of these devices.

The owner is responsible for maintaining their fire protection system and devices in proper operating condition. Contact the installing contractor or product manufacturer with any questions.

Sprinkler Identification Number (SIN)

TY313 . . . Upright 5.6K, 1/2 in. NPT
TY323 . . . Pendent 5.6K, 1/2 in. NPT

Technical Data

Approvals

Refer to Table A

Maximum Working Pressure

175 psi (12.1 bar)

250 psi (17.2 bar)*

* The maximum working pressure of 250 psi (17.2 bar) only applies to the listing by Underwriters Laboratories, Inc. (UL).

Discharge Coefficient

K=5.6 GPM/psi^{1/2} (80,6 LPM/bar^{1/2})

Temperature Rating

Refer to Table A


Finishes

Sprinkler: Refer to Table B

Recessed Escutcheon: White Coated, Black Coated, Chrome Plated, or Brass Plated

Physical Characteristics

FrameBronze
ButtonBrass/Copper
Sealing AssemblyStainless Steel w/TEFLON
BulbGlass
Compression ScrewBronze
DeflectorBronze

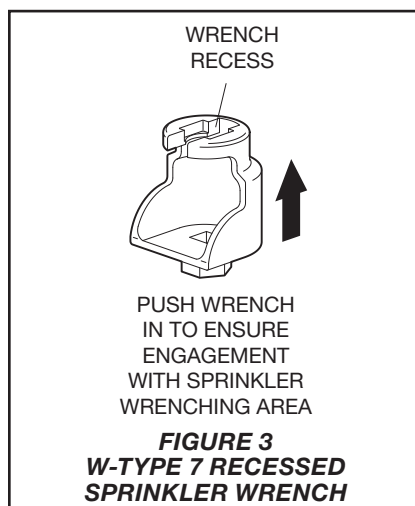
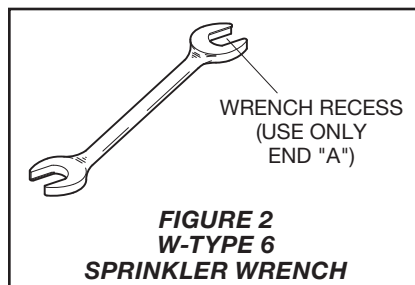
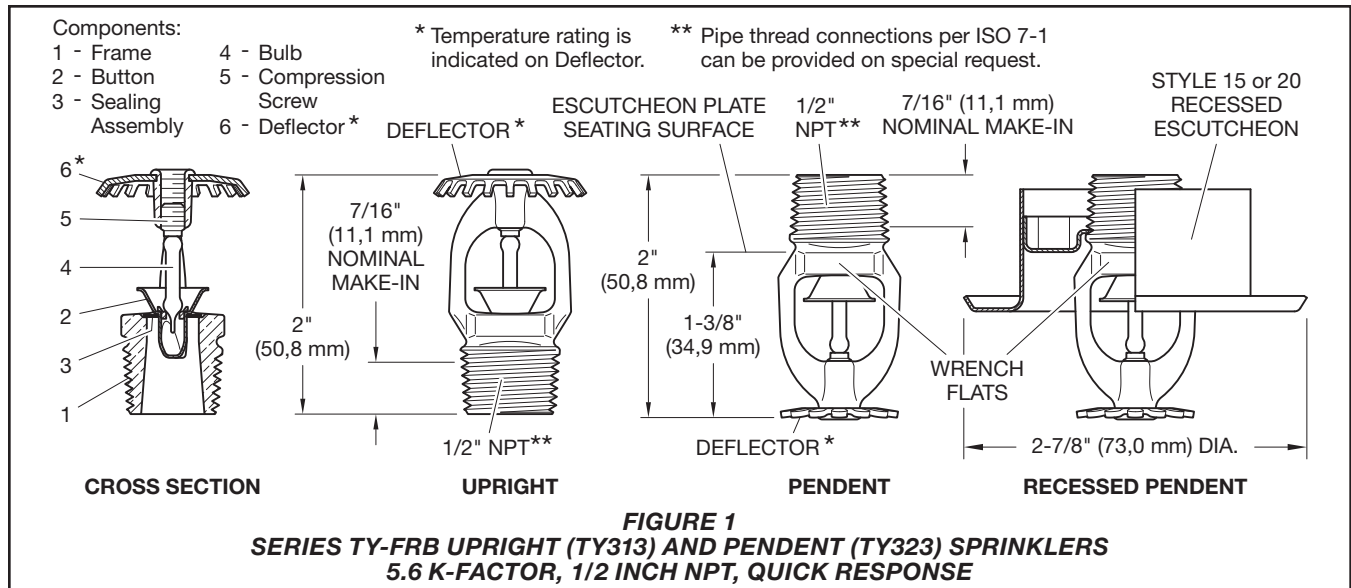


Operation

The glass bulb contains a fluid which expands when exposed to heat. When the rated temperature is reached, the fluid expands sufficiently to shatter the glass bulb, allowing the sprinkler to activate and water to flow.

Design Criteria

The TYCO Series TY-FRB, 5.6 K-factor, Upright (TY313) and Pendent (TY323) Sprinklers are intended for fire protection systems designed in accordance with the standard installation rules recognized by the applicable Listing or Approval agency (such as, UL Listing is based on the requirements of NFPA 13, and FM Approval is based on the requirements of FM's Loss Prevention Data Sheets). Only the Style 15 or Style 20 Recessed Escutcheon is to be used for recessed pendent installations.



Installation

The TYCO Series TY-FRB, 5.6 K-factor, Upright (TY313) and Pendent (TY323) Sprinklers must be installed in accordance with this section.

General Instructions

Do not install any bulb-type sprinkler if the bulb is cracked or there is a loss of liquid from the bulb. With the sprinkler held horizontally, a small air bubble should be present. The diameter of the air bubble is approximately 1/16 in. (1.6 mm) for the 135°F (57°C) and 3/32 in. (2.4 mm) for the 286°F (141°C) temperature ratings.

A leak-tight 1/2 in. NPT sprinkler joint should be obtained by applying a minimum to maximum torque of 7 to 14 lb-ft (9.5 to 19.0 N·m). Higher levels of torque can distort the sprinkler Inlet with consequent leakage or impairment of the sprinkler.

Do not attempt to compensate for insufficient adjustment in the Escutcheon Plate by under- or over-tightening the sprinkler. Re-adjust the position of the sprinkler fitting to suit.

Upright and Pendent Sprinklers

The Series TY-FRB Upright and Pendent Sprinklers must be installed in accordance with the following instructions.

Step 1. Install Pendent sprinklers in the pendent position. Install upright sprinklers in the upright position.

Step 2. With pipe-thread sealant applied to the pipe threads, hand-tighten the sprinkler into the sprinkler fitting.

Step 3. Tighten the sprinkler into the sprinkler fitting using only the W-Type 6 Sprinkler Wrench (Figure 2). With reference to Figure 1, apply the W-Type 6 Sprinkler Wrench to the wrench flats. Torque sprinklers 7 to 14 lb-ft (9.5 to 19.0 N·m).

Recessed Pendent Sprinklers

The Series TY-FRB Recessed Pendent Sprinklers must be installed in accordance with the following instructions.

Step A. After installing the Style 15 or Style 20 Mounting Plate over the sprinkler threads, and with pipe-thread sealant applied to the pipe threads, hand-tighten the sprinkler into the sprinkler fitting.

Step B. Tighten the sprinkler into the sprinkler fitting using only the W-Type 7 Recessed Sprinkler Wrench (Figure 3). With reference to Figure 1, apply the W-Type 7 Recessed Sprinkler Wrench to the sprinkler wrench flats. Torque sprinklers 7 to 14 lb-ft (9.5 to 19.0 N·m).

Step C. After ceiling installation and finishing, slide on the Style 15 or Style 20 Closure over the Series TY-FRB Sprinkler and push the Closure over the Mounting Plate until its flange comes in contact with the ceiling.

Care and Maintenance

The TYCO Series TY-FRB, 5.6 K-factor, Upright (TY313) and Pendent (TY323) Sprinklers must be maintained and serviced in accordance with this section.

Before closing a fire protection system main control valve for maintenance work on the fire protection system that it controls, obtain permission to shut down the affected fire protection systems from the proper authorities and notify all personnel who may be affected by this action.

Absence of the outer piece of an escutcheon, which is used to cover a clearance hole, can delay sprinkler operation in a fire situation.

The owner must assure that the sprinklers are not used for hanging any objects and that the sprinklers are only cleaned by means of gently dusting with a feather duster; otherwise, non-operation in the event of a fire or inadvertent operation may result.

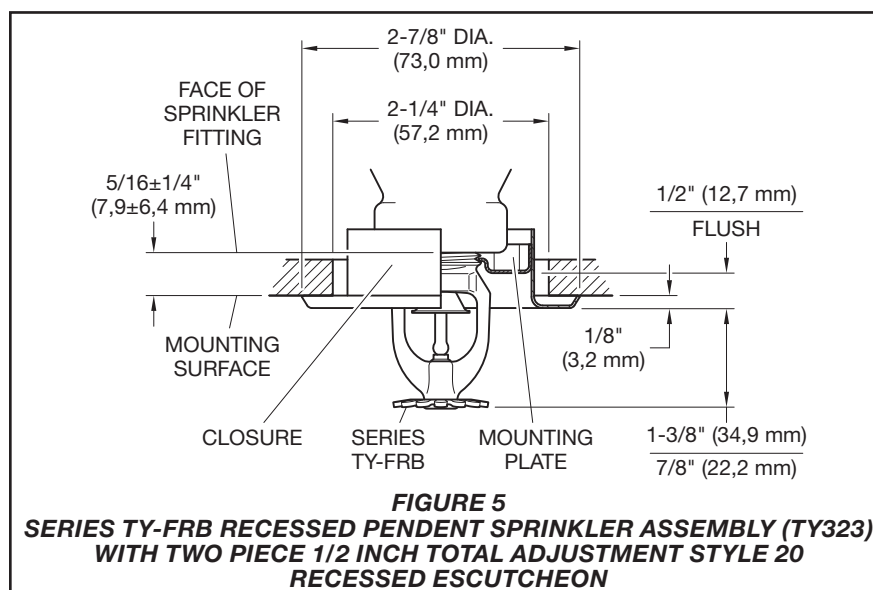
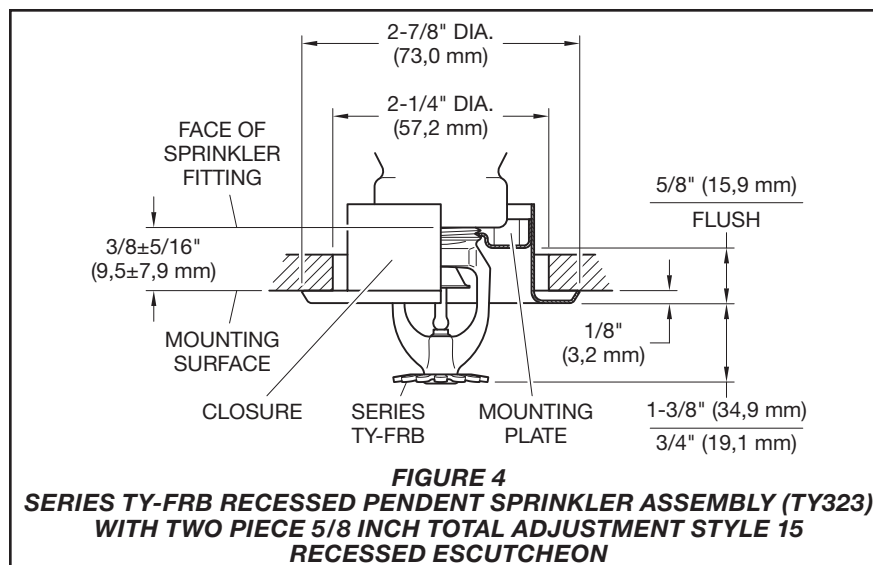
Sprinklers which are found to be leaking or exhibiting visible signs of corrosion must be replaced.

Automatic sprinklers must never be painted, plated, coated, or otherwise altered after leaving the factory. Modified sprinklers must be replaced. Sprinklers that have been exposed to corrosive products of combustion, but have not operated, should be replaced if they cannot be completely cleaned by wiping the sprinkler with a cloth or by brushing it with a soft bristle brush.

Care must be exercised to avoid damage to the sprinklers before, during, and after installation. Sprinklers damaged by dropping, striking, wrench twist/slippage, or the like, must be replaced. Also, replace any sprinkler that has a cracked bulb or that has lost liquid from its bulb. (Ref. Installation Section.)

The owner is responsible for the inspection, testing, and maintenance of their fire protection system and devices in compliance with this document, as well as with the applicable standards of the National Fire Protection Association (e.g., NFPA 25), in addition to the standards of any other authorities having jurisdiction. Contact the installing contractor or product manufacturer with any questions.

Automatic sprinkler systems are recommended to be inspected, tested, and maintained by a qualified Inspection Service in accordance with local requirements and/or national codes.



Recessed Escutcheon

Specify: Style 15 Recessed Escutcheon with (specify*) finish, P/N (specify*)

Specify: Style 20 Recessed Escutcheon with (specify*) finish, P/N (specify*)

* Refer to Technical Data Sheet TFP770

Sprinkler Wrench

Specify: W-Type 6 Sprinkler Wrench, P/N 56-000-6-387

Specify: W-Type 7 Sprinkler Wrench, P/N 56-850-4-001

Ordering Procedure

Contact your local distributor for availability. When placing an order, indicate the full product name and Part Number (P/N).

Sprinkler Assemblies with NPT Thread Connections

Specify: Series TY-FRB Upright or Pendent (specify) Sprinkler, SIN (specify), K=5.6, Quick Response, (specify) temperature rating, (specify) finish, P/N (specify, refer to Table A).

K FACTOR	TYPE	TEMPERATURE	SPRINKLER FINISH (See Note 7)			
			BULB LIQUID COLOR	NATURAL BRASS	CHROME PLATED	POLYESTER ^c
5.6 1/2 in. NPT	UPRIGHT (TY313) and PENDENT (TY323)	135°F (57°C)	Orange	1, 2, 3, 4, 5, 6		
		155°F (68°C)	Red			
		175°F (79°C)	Yellow			
		200°F (93°C)	Green			
		286°F (141°C)	Blue			
	RECESSED PENDENT (TY323) Figures 4 ^a and 5 ^b	135°F (57°C)	Orange	1, 2, 3, 4		
		155°F (68°C)	Red			
		175°F (79°C)	Yellow			
		200°F (93°C)	Green			

Notes:

1. Listed by Underwriters Laboratories, Inc., (UL) as Quick Response Sprinklers.
2. Listed by Underwriters Laboratories, Inc., for use in Canada (C-UL) as Quick Response Sprinklers.
3. Approved by Factory Mutual Research Corporation (FM) as Quick Response Sprinklers.
4. Approved by the City of New York under MEA 354-01-E.
5. VdS Approved (For details, contact Johnson Controls, Enschede, Netherlands, Tel. 31-53-428-4444/Fax 31-54-428-3377.)
6. Approved by the Loss Prevention Certification Board (LPCB Ref. No. 094a/06) as Quick Response Sprinklers.
7. Where Polyester Coated Sprinklers are noted to be UL and C-UL Listed, the sprinklers are UL and C-UL Listed as Corrosion-Resistant Sprinklers.
- a. Installed with Style 15 (1/2 in. NPT) 5/8 in. Total Adjustment Recessed Escutcheon, as applicable.
- b. Installed with Style 20 (1/2 in. NPT) 1/2 in. Total Adjustment Recessed Escutcheon, as applicable.
- c. Frame and Deflector only. Listings and approvals apply to color (Special Order).

TABLE A
LABORATORY LISTINGS AND APPROVALS FOR
5.6 K-FACTOR SPRINKLERS

P/N ^a 77 – XXX – X – XXX					
		SIN	SPRINKLER FINISH		TEMPERATURE RATINGS
370	5.6K UPRIGHT (1/2 in.NPT)	TY313	1	NATURAL BRASS	135 135°F (57°C)
371	5.6K PENDENT (1/2 in.NPT)	TY323	3	PURE WHITE (RAL9010) ^a POLYESTER	155 155°F (68°C)
			4	SIGNAL WHITE (RAL9003) POLYESTER	175 175°F (79°C)
			5	JET BLACK (RAL9005) POLYESTER	200 200°F (93°C)
			9	CHROME PLATED	286 286°F (141°C)

Notes:

- a. Use suffix "I" for ISO 7-1 connection; for example, 77-370-4-175-I

Notes:

- a. Eastern Hemisphere sales only

TABLE B
SERIES TY-FRB UPRIGHT AND PENDENT SPRINKLERS
PART NUMBER SELECTION