



## Series EC-5 — 5.6 K-factor Extended Coverage (Light Hazard) Pendent and Recessed Pendent Sprinklers

### General Description

The Series EC-5 Extended Coverage Pendent Sprinklers are decorative glass bulb sprinklers designed for use in light hazard occupancies. They are intended for use in automatic sprinkler systems designed in accordance with standard installation rules (e.g., NFPA 13) for a maximum coverage area of 400 ft<sup>2</sup> (37,2 m<sup>2</sup>), as compared to the maximum coverage area of 225 ft<sup>2</sup> (20,6 m<sup>2</sup>) for standard coverage sprinklers used in light hazard occupancies.

The recessed version of the EC-5, intended for use in areas with a finished ceiling, uses the two-piece Style 50 Recessed Escutcheon. The Style 50 Recessed Escutcheon provides up to 3/8 inch (9,5 mm) of total adjustment from the flush pendent position. The adjustment provided by the Recessed Escutcheon reduces the accuracy to which the fixed pipe drops to the sprinklers must be cut.

Corrosion resistant coatings, where applicable, are utilized to extend the life of copper alloy sprinklers beyond that which would otherwise be obtained when exposed to corrosive atmospheres. Although corrosion resistant coated sprinklers have passed the standard corrosion tests of the applicable approval agencies, the testing is not representative of all possible corrosive atmospheres. Consequently, it is recommended that the end user be

consulted with respect to the suitability of these corrosion resistant coatings for any given corrosive environment. The effects of ambient temperature, concentration of chemicals, and gas/chemical velocity, should be considered, as a minimum, along with the corrosive nature of the chemical to which the sprinklers will be exposed.

#### NOTICE

*The Series EC-5 Extended Coverage Pendent Sprinklers described herein must be installed and maintained in compliance with this document, as well as with the applicable standards of the National Fire Protection Association, in addition to the standards of any other authorities having jurisdiction. Failure to do so may impair the performance of these devices.*

*The owner is responsible for maintaining their fire protection system and devices in proper operating condition. Contact the installing contractor or product manufacturer with any questions.*

### Sprinkler Identification Number

TY3232 - Pendent, 5.6K

TY3232 is a re-designation for C3232

### Technical Data

#### Approvals

UL and C-UL Listed  
FM Approved  
NYC Approved

Refer to Table A for complete approval information including corrosion resistant status. The approvals apply to the service conditions indicated in the Design Criteria section.

#### Maximum Working Pressure

175 psi (12,1 bar)

#### Pipe Thread Connection

1/2 inch NPT



#### Discharge Coefficients

K = 5.6 GPM/psi<sup>1/2</sup>  
(K = 80,6 LPM/bar<sup>1/2</sup>)

#### Temperature Ratings

135°F (57°C) and 155°F (68°C)

#### Finish

Sprinkler: Refer to Table A

Recessed Escutcheon: Brass Plated,  
Signal White, or Chrome Plated

#### Physical Characteristics

Frame	.....Bronze
Button	.....Bronze
Sealing Assembly	.....Beryllium Nickel w/TEFLON
Bulb	.....Glass (3 mm dia.)
Compression Screw	.....Bronze
Deflector	.....Brass

#### IMPORTANT

Refer to Technical Data Sheet TFP2300 for warnings pertaining to regulatory and health information.

Always refer to Technical Data Sheet TFP700 for the "INSTALLER WARNING" that provides cautions with respect to handling and installation of sprinkler systems and components. Improper handling and installation can permanently damage a sprinkler system or its components and cause the sprinkler to fail to operate in a fire situation or cause it to operate prematurely.

HAZARD	TYPE	TEMP.	BULB LIQUID	SPRINKLER FINISH*		
				NATURAL BRASS	CHROME PLATED	POLYESTER*
<b>LIGHT</b> Refer to Table B for <b>UL and C-UL Sensitivity Rating</b> and Refer to Table C for <b>FM Sensitivity Rating</b>	<b>PENDENT</b>	135°F (57°C)	Orange	1, 2, 5		
		155°F (68°C)	Red	1, 2, 3, 5		
	<b>REC. PENDENT w/Style 50 Esc.</b>	135°F (57°C)	Orange	1, 2, 5		
		155°F (68°C)	Red	1, 2, 3, 5		

**NOTES:**

1. Listed by Underwriters Laboratories, Inc. (UL).
2. Listed by Underwriters Laboratories, Inc. for use in Canada (C-UL).
3. Approved by Factory Mutual Research Corporation (FM).
4. Approved by the City of New York under MEA 113-04-E.

\* Where Polyester Coated Sprinklers are noted to be UL and C-UL Listed, the sprinklers are UL and C-UL Listed as Corrosion Resistant Sprinklers. Polyester Coating on Frame and Deflector only.

**TABLE A**  
**LABORATORY LISTINGS AND APPROVALS**  
**(REFER TO THE DESIGN CRITERIA SECTION)**

## Operation

The glass bulb contains a fluid that expands when exposed to heat. When the rated temperature is reached, the fluid expands sufficiently to shatter the glass bulb, allowing the sprinkler to activate and flow water.

## Design Criteria

The Series EC-5 Extended Coverage Pendant Sprinklers must only be installed in accordance with the applicable UL and C-UL Listing or FM Approval requirements as indicated below. Only the Style 50 Recessed Escutcheon is to be used for recessed installation, as applicable (Ref. Table A, B, and C).

### UL and C-UL Listing Requirements

1. The Series EC-5 Sprinklers may be used for the coverage areas shown in Table D, based on maintaining the minimum specified flow rate as a function of coverage area and hazard group for all of the sprinklers in the design area.
2. With respect to heat sensitivity, the Series EC-5 Sprinklers are permitted to be used with unobstructed construction consisting of flat, smooth ceilings with a pitch of one in six as defined and permitted by NFPA 13.
3. The minimum allowable spacing between the Series EC-5 Sprinklers, to prevent cold soldering, is 8 feet (2,4 m).
4. The Series EC-5 Sprinklers are to be installed in accordance with all other requirements of NFPA 13 for extended coverage pendant sprinklers.

AREA	STYLE	135°F (57°C)	155°F (68°C)
16 x 16	Pendent	QR	QR
16 x 16	Style 50 Recessed	QR	QR
18 x 18	Pendent	QR	QR
18 x 18	Style 50 Recessed	QR	QR
20 x 20	Pendent	QR	N/A
20 x 20	Style 50 Recessed	QR	N/A

QR: Quick Response  
N/A: Not Applicable

**TABLE B**  
**SENSITIVITY RATING FOR UL AND C-UL LISTING**  
**OF SERIES EC-5 SPRINKLERS**

AREA	STYLE	135°F (57°C)	155°F (68°C)
16 x 16	Pendent	QR	QR
16 x 16	Style 50 Recessed	QR	QR
18 x 18	Pendent	QR	QR
18 x 18	Style 50 Recessed	QR	QR
20 x 20	Pendent	QR	QR
20 x 20	Style 50 Recessed	QR	QR

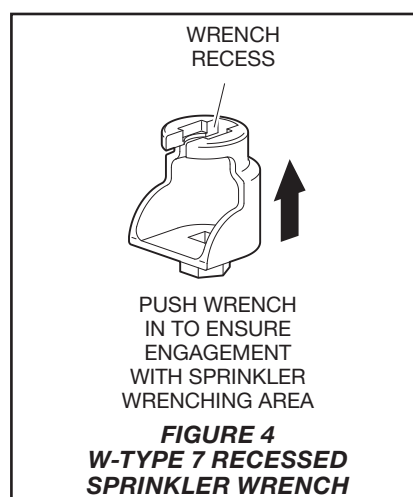
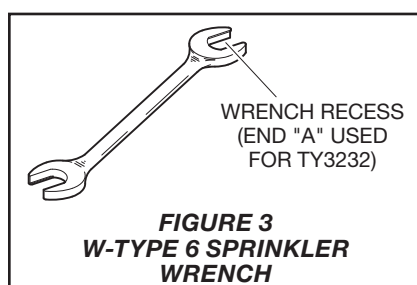
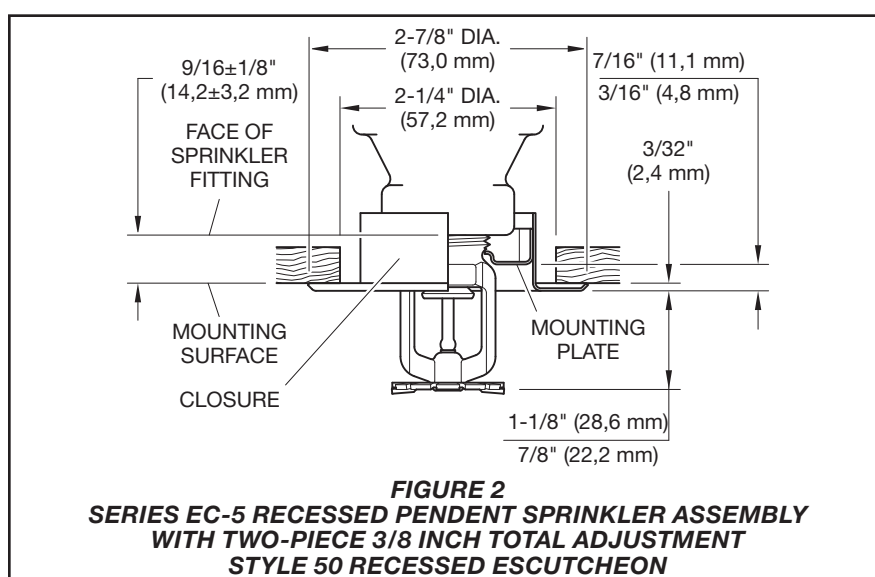
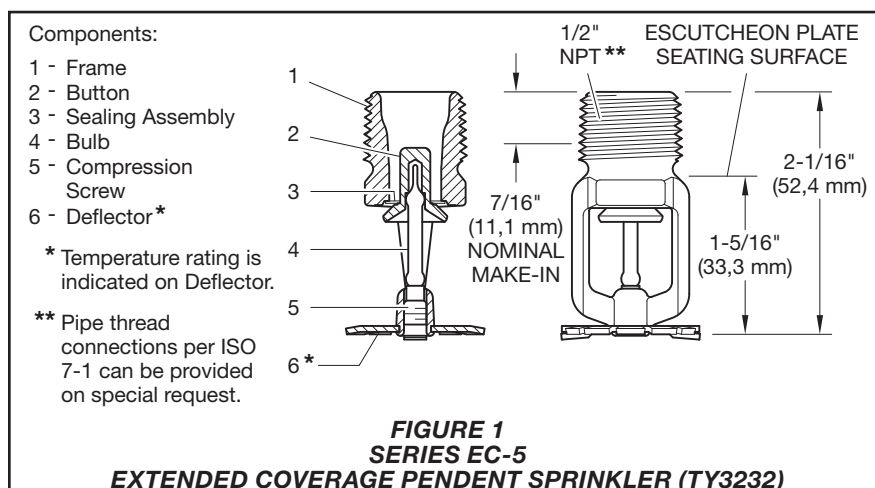
QR: Quick Response

**TABLE C**  
**SENSITIVITY RATING FOR FM APPROVAL**  
**OF SERIES EC-5 SPRINKLERS**

DESCRIPTION	AREA	GPM	PSI
<b>TY3232 (K=5.6)</b> <b>PENDENT</b>	16 x 16	26	21.6
	18 x 18	33	34.7
	20 x 20	40	51.0

1 ft = 0.3048 m  
1 ft<sup>2</sup> = 0.093 m<sup>2</sup>  
1 gpm = 3.785 lpm  
1 psi = 0.06895 bar  
1 gpm/ft<sup>2</sup> = 40.74 mm/min

**TABLE D**  
**FLOW CRITERIA FOR UL AND C-UL LISTING**  
**OF SERIES EC-5 SPRINKLERS**



## FM Approval Requirements

The Series EC-5 Extended Coverage Sprinklers are to be installed in accordance with the applicable Factory Mutual Loss Prevention Data Sheet. Information provided in the FM Loss Prevention Data Sheets relate to, but are not limited to, hydraulic design, ceiling slope and obstructions, minimum and maximum allowable spacing, and deflector-to-ceiling distance.

## Installation

The Series EC-5 Extended Coverage Pendent Sprinklers must be installed in accordance with this section.

### General Instructions

Do not install any bulb type sprinkler if the bulb is cracked or there is a loss of liquid from the bulb. With the sprinkler held horizontally, a small air bubble should be present. The diameter of the air bubble is approximately 1/16 in. (1,6 mm).

A leak-tight 1/2 inch NPT sprinkler joint should be obtained by applying a minimum-to-maximum torque of 7 to 14 lbs.-ft. (9,5 to 19,0 Nm). Higher levels of torque can distort the sprinkler inlet with consequent leakage or impairment of the sprinkler.

Do not attempt to compensate for insufficient adjustment in an Escutcheon Plate by under- or over-tightening the Sprinkler. Re-adjust the position of the sprinkler fitting to suit.

### Pendent Sprinklers

The Series EC-5 Pendent Sprinklers must be installed in accordance with the following instructions.

**Step 1.** With pipe-thread sealant applied to the pipe threads, hand-tighten the sprinkler into the sprinkler fitting.

**Step 2.** Tighten the sprinkler into the sprinkler fitting using only the W-Type 6 Sprinkler Wrench (Ref. Figure 3). With reference to Figure 1, apply the W-Type 6 Sprinkler Wrench to the wrench flats. Torque sprinklers 7 to 14 ft.-lbs. (9,5 to 19,0 Nm).

### Recessed Pendent Sprinklers

The Series EC-5 Recessed Pendent Sprinklers must be installed in accordance with the following instructions.

**Step A.** After installing the Style 50 Mounting Plate over the sprinkler threads and with pipe-thread sealant applied to the pipe threads, hand-tighten the sprinkler into the sprinkler fitting.

**Step B.** Tighten the sprinkler into the sprinkler fitting using only the

W-Type 7 Recessed Sprinkler Wrench (Ref. Figure 4). With reference to Figure 1, apply the W-Type 7 Recessed Sprinkler Wrench to the sprinkler wrench flats. Torque sprinklers 7 to 14 ft.-lbs. (9,5 to 19,0 Nm).

**Step C.** After the ceiling is installed or the finish coat is applied, slide on the Style 50 Closure over the Series EC-5 Sprinkler and push the Closure over the Mounting Plate until its flange contacts the ceiling (Ref. Figure 2).

## Care and Maintenance

The Series EC-5 Extended Coverage Pendent Sprinklers must be maintained and serviced in accordance with this section.

Before closing a fire protection system main control valve for maintenance work on the fire protection system that it controls, permission to shut down the affected fire protection systems must be obtained from the proper authorities and all personnel who may be affected by this action must be notified.

Sprinklers that are found to be leaking or exhibiting visible signs of corrosion must be replaced.

Automatic sprinklers must never be painted, plated, coated, or otherwise altered after leaving the factory. Modified sprinklers must be replaced. Sprinklers that have been exposed to corrosive products of combustion, but have not operated, should be replaced if they cannot be completely cleaned by wiping the sprinkler with a cloth or by brushing it with a soft bristle brush.

Care must be exercised to avoid damage to the sprinklers before, during, and after installation. Sprinklers damaged by dropping, striking, wrench twist/slippage, or the like, must be replaced. Also, replace any sprinkler that has a cracked bulb or that has lost liquid from its bulb. (Ref. Installation Section).

Frequent visual inspections are recommended to be initially performed for corrosion resistant coated sprinklers, after the installation has been completed, to verify the integrity of the corrosion resistant coating. Thereafter, annual inspections per NFPA 25 should suffice; however, instead of inspecting from the floor level, a random sampling of close-up visual inspections should be made, so as to better determine the exact sprinkler condition and the long term integrity of the corrosion resistant coating as it may be affected by the corrosive conditions present.

The owner is responsible for the inspection, testing, and maintenance of their fire protection system and devices in compliance with this document, as well as with the applicable standards of the National Fire Protection Association (e.g., NFPA 25), in addition to the standards of any other authorities having jurisdiction. Contact the installing contractor or product manufacturer with any questions.

It is recommended that automatic sprinkler systems be inspected, tested, and maintained by a qualified Inspection Service in accordance with local requirements and/or national codes.

## Ordering Procedure

Contact your local distributor for availability. When placing an order, indicate the full product name and Part Number (P/N).

### Sprinkler Assemblies with NPT Thread Connections

Specify: Series EC-5 (TY3232), K=5.6, Extended Coverage Pendent Sprinkler, (specify) temperature rating, (specify) finish, P/N (specify):

<b>135°F (57°C)</b>	
Natural Brass . . . . .	51-051-1-135
Pure White (RAL9010)*	
Polyester . . . . .	51-051-3-135
Signal White (RAL9003)	
Polyester . . . . .	51-051-4-135
Chrome Plated . . . . .	51-051-9-135
<b>155°F (68°C)</b>	
Natural Brass . . . . .	51-051-1-155
Pure White (RAL9010)*	
Polyester . . . . .	51-051-3-155
Signal White (RAL9003)	
Polyester . . . . .	51-051-4-155
Chrome Plated . . . . .	51-051-9-155

\*Eastern Hemisphere sales only

### Recessed Escutcheon

Specify: Style 50 Recessed Escutcheon, (specify\*) finish, P/N (specify\*)

\*Refer to Technical Data Sheet TFP770

### Sprinkler Wrench

Specify: W-Type 6 Sprinkler Wrench, P/N 56-000-6-387

Specify: W-Type 7 Recessed Sprinkler Wrench, P/N 56-850-4-001