



Series TY-B – 2.8, 5.6, and 8.0 K-factor Upright, Pendent, and Recessed Pendent Sprinklers Standard Response, Standard Coverage

General Description

The TYCO Series TY-B 2.8, 5.6, and 8.0 K-factor, Upright, Pendent, and Recessed Pendent Sprinklers described in herein are standard response, standard coverage, decorative 5 mm glass bulb-type spray sprinklers. They are designed for use in light, ordinary, or extra-hazard commercial occupancies such as banks, hotels, shopping malls, factories, refineries, and chemical plants.

The TY-B Recessed Pendent Sprinkler, where applicable, is intended for use in areas with a finished ceiling. It uses a two-piece Style 10 (1/2 in. NPT) or Style 40 (3/4 in. NPT) Recessed Escutcheon. The Recessed Escutcheon provides 1/2 in. (12,7 mm) of recessed adjustment or up to 3/4 in. (19,1 mm) of total adjustment from the flush pendent position. The adjustment provided by the Recessed Escutcheon reduces the accuracy to which the fixed pipe drops to the sprinklers must be cut.

Corrosion-resistant coatings, where applicable, are utilized to extend the life of copper alloy sprinklers beyond what would be obtained when exposed to corrosive atmospheres. Although corrosion-resistant coated sprinklers have passed the standard corrosion tests of the applicable approval agencies, the testing is not representative of all possible corrosive atmospheres. Consequently,

it is recommended that the end-user be consulted about the suitability of these coatings for any given corrosive environment. The effects of ambient temperature, concentration of chemicals, and gas/chemical velocity, should be considered as a minimum, along with the corrosive nature of the chemical to which the sprinklers will be exposed.

An intermediate level version of the Series TY-B Pendent Sprinkler can be obtained by utilizing the Series TY-B Pendent Sprinkler in combination with the Model S2 Shield.

NOTICE


The Series TY-B 2.8, 5.6, and 8.0 K-factor, Upright, Pendent, and Recessed Pendent Sprinklers described herein must be installed and maintained in compliance with this document, as well as with the applicable standards of the National Fire Protection Association (NFPA), in addition to the standards of any other authorities having jurisdiction. Failure to do so may impair the performance of these devices.

The owner is responsible for maintaining their fire protection system and devices in proper operating condition. Contract the installing contractor or product manufacturer with any questions.

NFPA 13 prohibits installation of 1/2 in. NPT sprinklers with K-factors greater than 5.6 in new construction. They are intended for retrofit in existing sprinkler systems only.

Sprinkler Identification Numbers (SIN)

TY1151 . . . Upright 2.8K, 1/2 in. NPT
TY1251 . . . Pendent 2.8K, 1/2 in. NPT
TY3151 . . . Upright 5.6K, 1/2 in. NPT
TY3251 . . . Pendent 5.6K, 1/2 in. NPT
TY4151 . . . Upright 8.0K, 3/4 in. NPT
TY4251 . . . Pendent 8.0K, 3/4 in. NPT
TY4851 . . . Upright 8.0K, 1/2 in. NPT
TY4951 . . . Pendent 8.0K, 1/2 in. NPT



Technical Data

Approvals

UL and C-UL Listed
FM, LPCB, VdS, and NYC Approved

Refer to Table A for complete approval information, including corrosion-resistant status.

Maximum Working Pressure

Refer to Table B

Discharge Coefficient

K=2.8 GPM/psi^{1/2} (40,3 LPM/bar^{1/2})
K=5.6 GPM/psi^{1/2} (80,6 LPM/bar^{1/2})
K=8.0 GPM/psi^{1/2} (115,2 LPM/bar^{1/2})

Temperature Ratings

Refer to Table A

Finishes

Sprinkler: Refer to Table C

Recessed Escutcheon: Signal or Pure White, Grey Aluminum, Jet Black, Chrome Plated, or Natural Brass

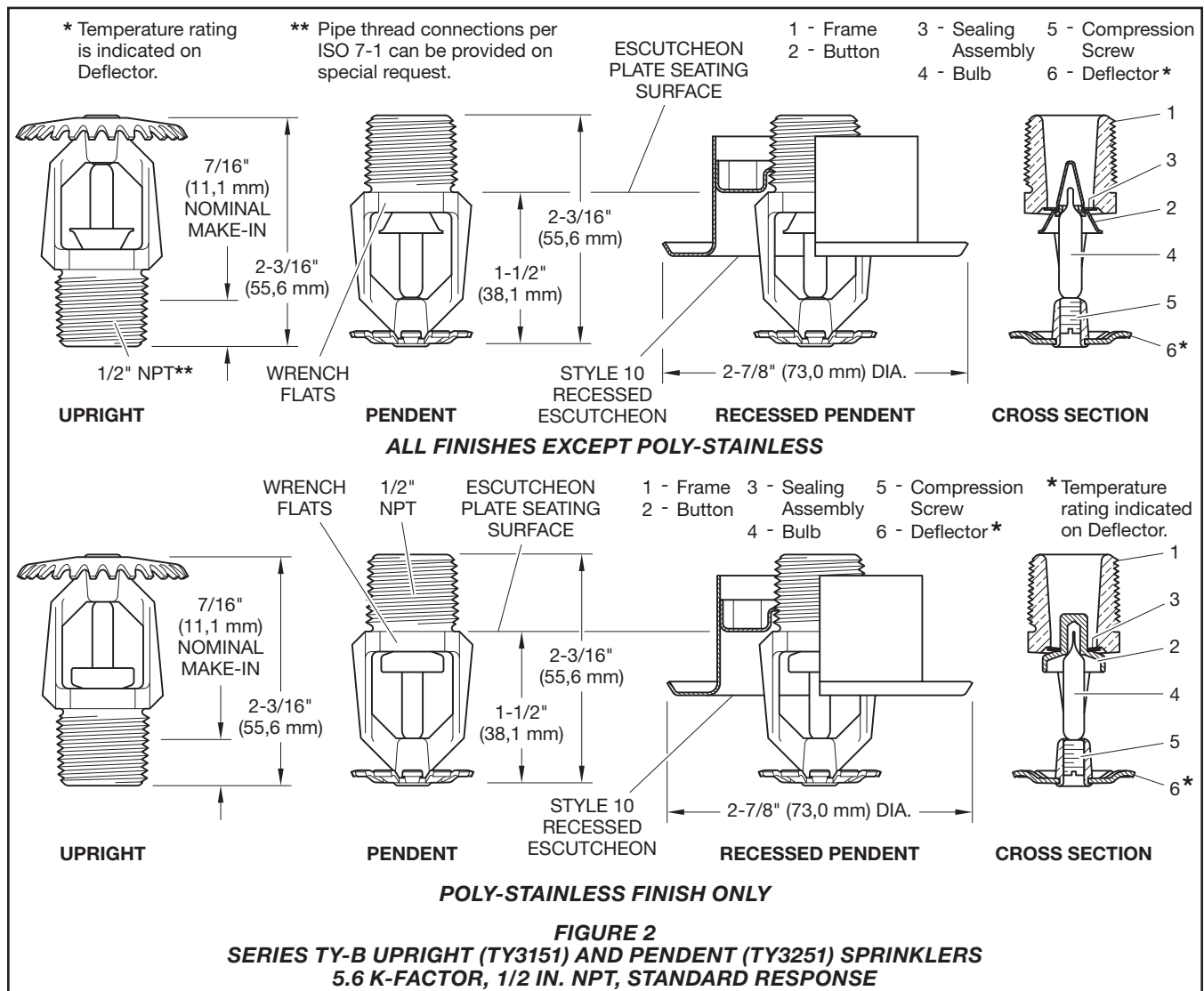
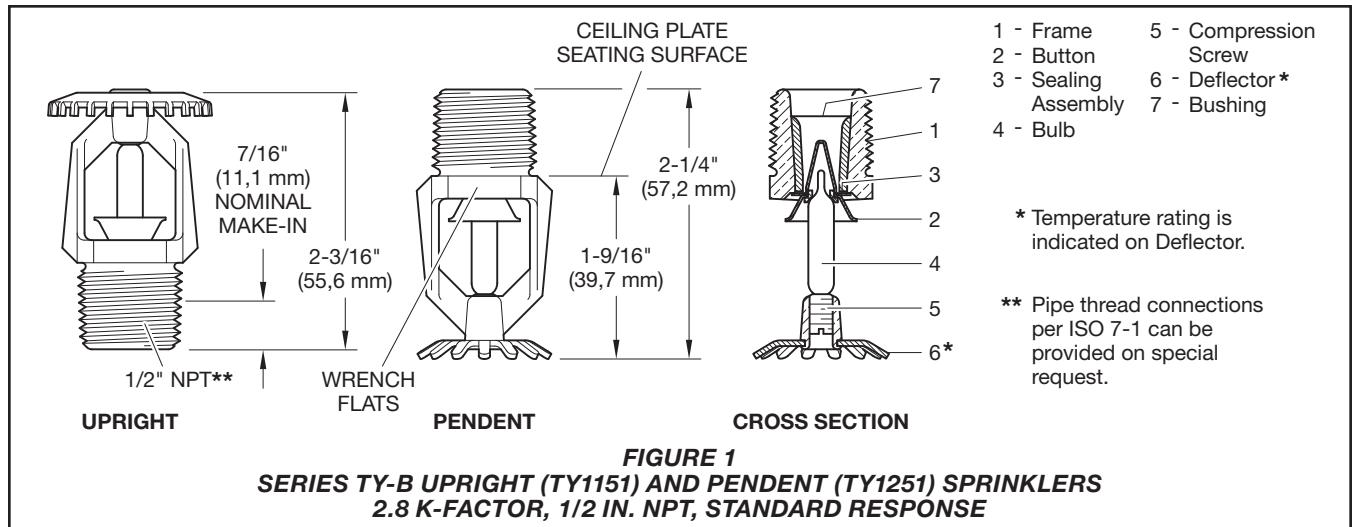
Physical Characteristics

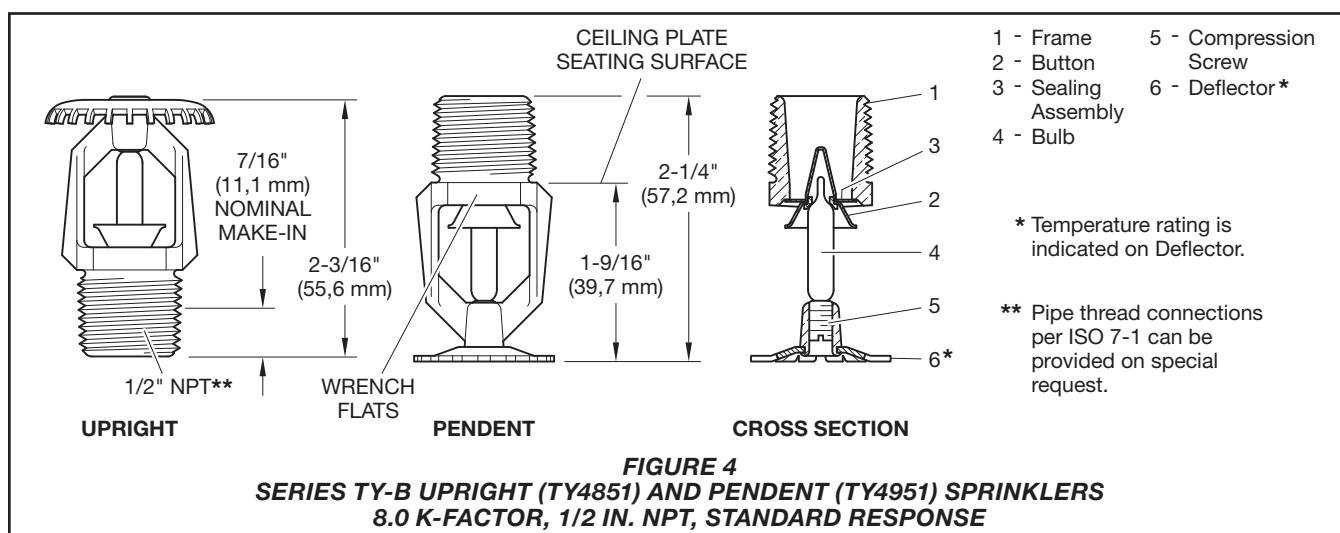
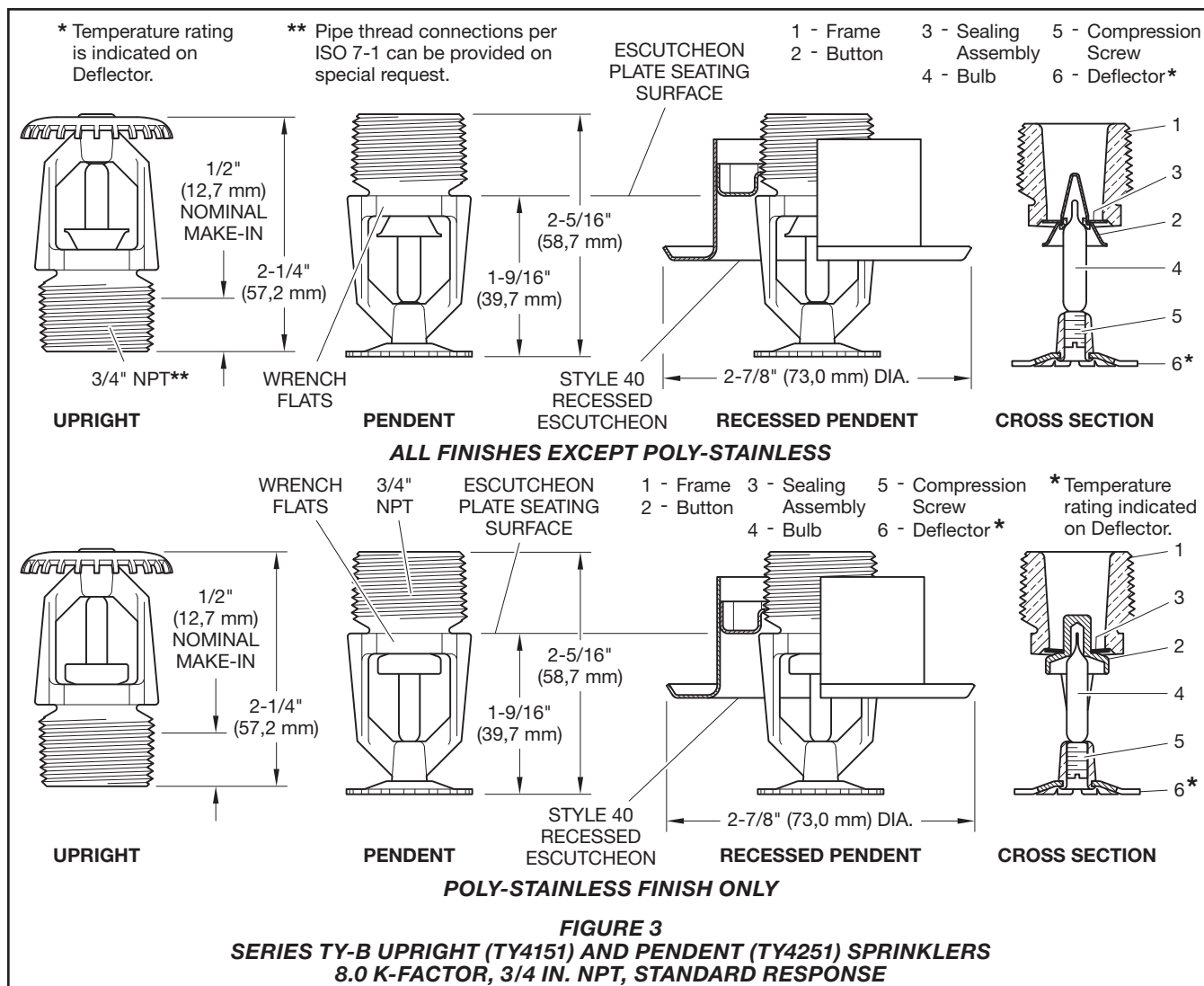
Frame Bronze
Button Brass/Copper
Sealing Assembly . . Beryllium Nickel w/TEFLON
Bulb Glass
Compression Screw Bronze
Deflector Copper
Bushing (K=2.8) Bronze

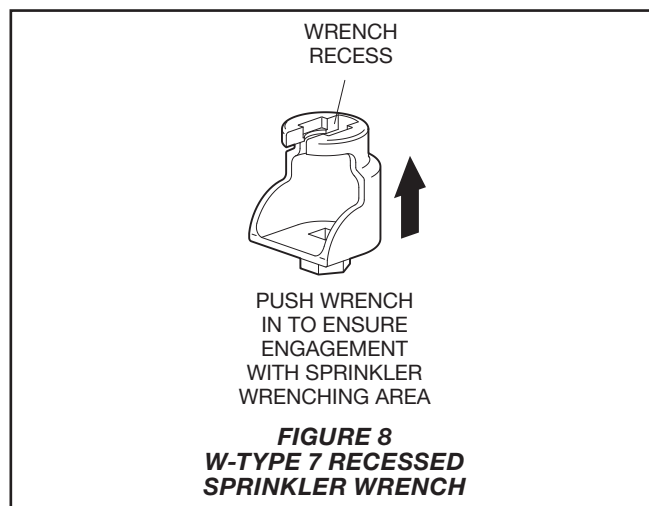
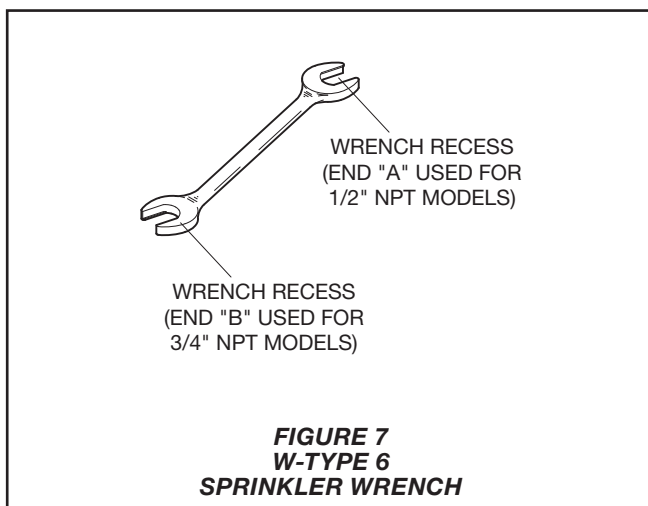
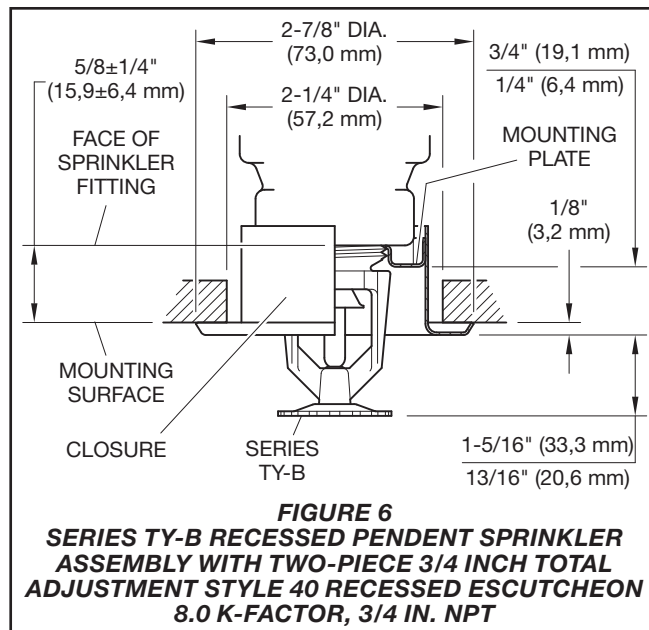
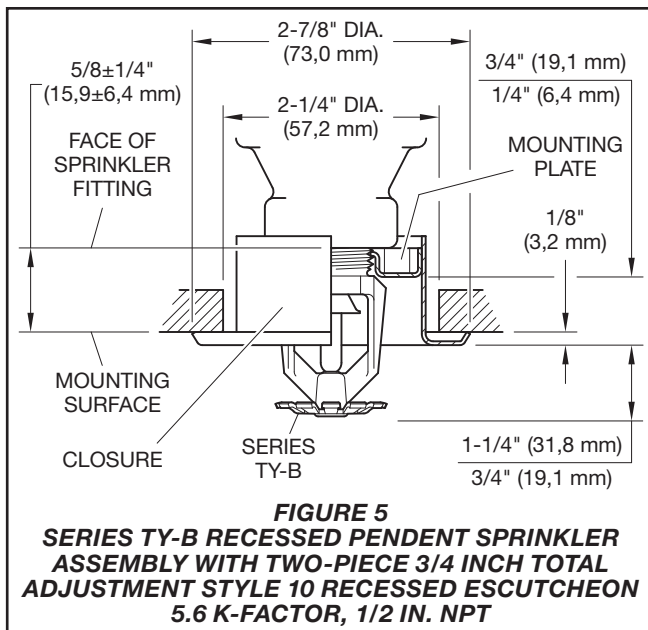
IMPORTANT

Refer to Technical Data Sheet TFP2300 for warnings pertaining to regulatory and health information.

Always refer to Technical Data Sheet TFP700 for the "INSTALLER WARNING" that provides cautions with respect to handling and installation of sprinkler systems and components. Improper handling and installation can permanently damage a sprinkler system or its components and cause the sprinkler to fail to operate in a fire situation or cause it to operate prematurely.







Poly-Stainless Physical Characteristics

Frame	Bronze
Button	L316 Stainless Steel*
Bulb	Glass
Compression Screw	L316 Stainless Steel*
Deflector	Copper/Bronze
Sealing Assembly	Gold Plated Beryllium Nickel w/TEFLON

*Type L316 stainless steel (UNS 31603) per ASTM A479/479M or BS EN 1008 WN1.4404.

Operation

The glass bulb contains a fluid which expands when exposed to heat. When the rated temperature is reached, the fluid expands sufficiently to shatter the glass bulb, allowing the sprinkler to activate and water to flow.

Design Criteria

The TYCO Series TY-B 2.8, 5.6, and 8.0 K-factor, Upright, Pendent, and Recessed Pendent Sprinklers are intended for fire protection systems designed in accordance with the standard installation rules recognized by the applicable Listing or Approval agency, such as UL Listing based on the requirements of NFPA 13 and FM Approval based on the requirements of the FM Global Loss Prevention Data Sheets. Use only the Style 10 or 40 Recessed Escutcheon, as applicable, for recessed pendent installations.

Installation

The TYCO Series TY-B 2.8, 5.6, and 8.0 K-factor, Upright, Pendent, and Recessed Pendent Sprinklers must be installed in accordance with this section.

General Instructions

Do not install any bulb type sprinkler if the bulb is cracked or there is a loss of liquid from the bulb. With the sprinkler held horizontally, a small air bubble should be present. The diameter of the air bubble is approximately 1/16 in. (1,6 mm) for the 135°F (57°C) to 3/32 in. (2,4 mm) for the 360°F (182°C) temperature ratings.

A leak-tight 1/2 in. NPT sprinkler joint should be obtained by applying a minimum-to-maximum torque of 7 to 14 lb-ft (9,5 to 19,0 N·m). Obtain a leak-tight 3/4 in. NPT sprinkler joint by applying a minimum to maximum

K	Sprinkler Type	Temperature Rating	Bulb Liquid Color	Sprinkler Finish ⁸						
				Natural Brass	Chrome Plated	Polyester ^c	Poly-Stainless ^c	Lead Coated	Wax Coated	Wax-Over-Lead Coated
2.8 1/2 in. NPT	Upright (TY1151) and Pendent (TY1251) Figure 1	135°F (57°C)	Orange	1, 2, 3			N/A	N/A ^d		
		155°F (68°C)	Red							
		175°F (79°C)	Yellow							
		200°F (93°C)	Green							
		286°F (141°C)	Blue							
		360°F (182°C)	Mauve	1, 2						
5.6 1/2 in. NPT	Upright (TY3151) and Pendent (TY3251) Figure 2	135°F (57°C)	Orange	1, 2, 3, 4, 5, 6, 7			1, 2	1, 2, 3, 5	1, 2, 3, 5	1, 2, 3, 5
		155°F (68°C)	Red							
		175°F (79°C)	Yellow							
		200°F (93°C)	Green							
		286°F (141°C)	Blue						1 ^b , 2 ^b , 3 ^b , 5 ^b	1 ^b , 2 ^b , 3 ^b , 5 ^b
		360°F (182°C)	Mauve							
	Recessed Pendent (TY3251) ^a Figure 5	135°F (57°C)	Orange	1, 2, 3, 4, 5			1, 2	N/A		
		155°F (68°C)	Red							
		175°F (79°C)	Yellow							
		200°F (93°C)	Green							
		286°F (141°C)	Blue							
		8.0 3/4 in. NPT	Upright (TY4151) and Pendent (TY4251) Figure 3	135°F (57°C)	Orange	1, 2, 3, 4, 5, 6, 7			1, 2	1, 2, 5
155°F (68°C)	Red									
175°F (79°C)	Yellow									
200°F (93°C)	Green									
286°F (141°C)	Blue			1 ^b , 2 ^b , 3 ^b , 5 ^b	1 ^b , 2 ^b , 5 ^b					
360°F (182°C)	Mauve									
Recessed Pendent (TY4251) ^a Figure 6	135°F (57°C)		Orange	1, 2, 3, 4, 5			1, 2	N/A		
	155°F (68°C)		Red							
	175°F (79°C)		Yellow							
	200°F (93°C)		Green							
	286°F (141°C)		Blue							
	8.0 1/2 in. NPT		Upright (TY4851) and Pendent (TY4951) Figure 4	135°F (57°C)	Orange	1, 2, 3, 4, 5, 6			N/A	N/A
155°F (68°C)		Red								
175°F (79°C)		Yellow								
200°F (93°C)		Green								
286°F (141°C)		Blue								
360°F (182°C)		Mauve								

NOTES

- Listed by Underwriters Laboratories, Inc. (UL).
- Listed by Underwriters Laboratories, Inc. for use in Canada (C-UL).
- Approved by FM Global (FM Approvals).
- Approved by the Loss Prevention Certification Board (LPCB Ref. No. 007k/03).
- Approved by the City of New York under MEA 354-01-E.
- VdS Approved. (For details, contact Johnson Controls, Enschede, Netherlands, Tel. 31-53-428-4444 / Fax 31-53-428-3377)
- Approved by the Loss Prevention Certification Board (LPCB Ref. No. 094a/05)
- Where Polyester Coated, Lead Coated, Wax Coated, and Wax-over-Lead Coated Sprinklers are noted to be UL and C-UL Listed, the sprinklers are UL and C-UL Listed as Corrosion-Resistant Sprinklers. Where Lead Coated, Wax Coated, and Wax-over-Lead Coated Sprinklers are noted to be FM Approved, the sprinklers are FM Approved as Corrosion-Resistant Sprinklers.
- Installed with Style 10 (1/2 in. NPT) or Style 40 (3/4 in. NPT) 3/4 in. Total Adjustment Recessed Escutcheon, as applicable
 - 150°F (66°C) maximum ceiling temperature
 - Frame and deflector only
 - Not Applicable (N/A)

TABLE A
SERIES TY-B UPRIGHT AND PENDENT SPRINKLERS
LABORATORY LISTINGS AND APPROVALS

K	Type	Sprinkler Finish					
		Natural Brass	Chrome Plated	Polyester ¹	Lead Coated	Wax Coated	Wax-Over-Lead Coated
2.8 1/2 in. NPT	Upright (TY1151) and Pendent (TY1251)	175 psi (12,1 bar)			N/A ³		
5.6 1/2 in. NPT	Upright (TY3151) and Pendent (TY3251)	250 psi (17,2 bar) ² or 175 psi (12,1 bar)					
	Recessed Pendent (TY3251)						
8.0 3/4 in. NPT	Upright (TY4151) and Pendent (TY4251)	175 psi (12,1 bar)					
	Recessed Pendent (TY4251)	175 psi (12,1 bar)			N/A		
8.0 1/2 in. NPT	Upright (TY4851) and Pendent (TY4951)	175 psi (12,1 bar)					
NOTES 1. Frame and deflector only 2. The maximum working pressure of 250 psi (17,2 bar) only applies to the Listing by Underwriters Laboratories, Inc. (UL), the Listing by Underwriters Laboratories, Inc. for use in Canada (C-UL), and the Approval by the City of New York. 3. Not Applicable (N/A)							
TABLE B SERIES TY-B UPRIGHT AND PENDENT SPRINKLERS MAXIMUM WORKING PRESSURE							

torque of 10 to 20 lb-ft (13,4 to 26,8 N·m). Higher levels of torque may distort the sprinkler inlet and cause leakage or impairment of the sprinkler.

Do not attempt to compensate for insufficient adjustment in the escutcheon plate by under- or over-tightening the sprinkler. Re-adjust the position of the sprinkler fitting to suit.

Series TY-B Upright and Pendent Sprinklers Installation

The Series TY-B Upright and Pendent Sprinklers must be installed in accordance with the following instructions:

Step 1. Install pendent sprinklers in the pendent position. Install upright sprinklers in the upright position.

Step 2. With pipe thread sealant applied to the pipe threads, hand-tighten the sprinkler into the sprinkler fitting.

Step 3. Tighten the sprinkler into the sprinkler fitting using only the W-Type 6 Sprinkler Wrench (Ref. Figure 7). For wax-coated sprinklers, use an 8 or 10 in. adjustable wrench. With reference to Figure 1 to 4, apply the W-Type 6 Recessed Sprinkler Wrench or an adjustable wrench, as applicable, to the sprinkler wrench flats.

Wax Coated Sprinklers

When installing wax-coated sprinklers with an adjustable wrench, take care to prevent damage to the wax coating on the sprinkler wrench flats or frame arms and, consequently, exposure of bare metal to the corrosive environment:

- Open the jaws of the wrench sufficiently wide to pass over the wrench flats without damaging the wax coating.
- Before wrench tightening the sprinkler, adjust the jaws of the wrench to contact only the sprinkler wrench flats.
- After wrench tightening the sprinkler, loosen the wrench jaws before removing the wrench.

After Installation

After installation, complete the following:

- Inspect the sprinkler wrench flats and frame arms and retouch (repair) the wax coating whenever the coating has been damaged and bare metal is exposed.
- Retouch the wax coating on the wrench flats by gently applying a heated 1/8 inch diameter steel rod to the damaged areas of wax, to smooth it back over areas where bare metal is exposed.

NOTICE

Only retouching of the wax coating applied to the wrench flats and frame arms is permitted, and the retouching is to be performed only at the time of the initial sprinkler installation.

The steel rod should be heated only to the point it can begin to melt the wax, and appropriate precautions need to be taken when handling the heated rod in order to prevent the installer from being burned.

Series TY-B Recessed Pendent Sprinklers

The Series TY-B Recessed Pendent Sprinklers must be installed in accordance with the following instructions:

Step 1. After installing the Style 10 or 40 Mounting Plate, as applicable, over the sprinkler threads and with pipe thread sealant applied to the pipe threads, hand-tighten the sprinkler into the sprinkler fitting.

Step 2. Tighten the sprinkler into the sprinkler fitting using only the W-Type 7 Recessed Sprinkler Wrench (Ref. Figure 8). With reference to Figure 3 or 4, apply the W-Type 7 Recessed Sprinkler wrench to the sprinkler wrench flats.

Step 3. After the ceiling is installed or the finish coat is applied, slide on the Style 10 or 40 Closure over the Series TY-B Recessed Pendent Sprinkler and push the Closure over the Mounting Plate until its flange contacts the ceiling.

Care and Maintenance

The TYCO Series TY-B 2.8, 5.6, and 8.0 K-factor, Upright, Pendent, and Recessed Pendent Sprinklers must be maintained and serviced in accordance with this section.

Before closing a fire protection system main control valve for maintenance work on the fire protection system that it controls, obtain permission to shut down the affected fire protection system from the proper authorities and notify all personnel who may be affected by this action.

The owner must assure that the sprinklers are not used for hanging any objects and that the sprinklers are only cleaned by means of gently dusting with a feather duster; otherwise, non-operation in the event of a fire or inadvertent operation may result.

Absence of an escutcheon, which is used to cover a clearance, may delay the time to sprinkler operation in a fire situation.

Sprinklers which are found to be leaking or exhibiting visible signs of corrosion must be replaced.

Automatic sprinklers must never be painted, plated, coated, or otherwise altered after leaving the factory. Modified sprinklers must be replaced. Sprinklers that have been exposed to corrosive products of combustion, but have not operated, should be replaced if they cannot be completely cleaned by wiping the sprinkler with a cloth or by brushing it with a soft bristle brush.

Care must be exercised to avoid damage to the sprinklers before, during, and after installation. Sprinklers damaged by dropping, striking, wrench twist/slippage, or the like, must be replaced. Also, replace any sprinkler that has a cracked bulb or that has lost liquid from its bulb. Refer to the Installation Section.

The owner is responsible for the inspection, testing, and maintenance of their fire protection system and devices in compliance with this document, as well as with the applicable standards of the National Fire Protection Association, (e.g., NFPA 25), in addition to the standards of any other authorities having jurisdiction. Contact the installing contractor or product manufacturer with any questions.

Automatic sprinkler are recommended to be inspected, tested, and maintained by a qualified Inspection Service in accordance with local requirements and/or national codes.

P/N 57 - XXX - X - XXX						
		SIN	SPRINKLER FINISH		TEMPERATURE RATING	
530	2.8K UPRIGHT (1/2 in. NPT)	TY1151	1	NATURAL BRASS	135	135°F (57°C)
531	2.8K PENDENT (1/2 in. NPT)	TY1251	2	POLY-STAINLESS GREY ALUMINUM (RAL9007) ¹ POLYESTER	155	155°F (68°C)
570	5.6K UPRIGHT (1/2 in. NPT)	TY3151	3	PURE WHITE (RAL9010) ² POLYESTER	175	175°F (79°C)
571	5.6K PENDENT (1/2 in. NPT)	TY3251	4	SIGNAL WHITE (RAL9003) POLYESTER	200	200°F (93°C)
590	8.0K UPRIGHT (3/4 in. NPT)	TY4151	5	JET BLACK (RAL9005) ³ POLYESTER	286	286°F (141°C)
591	8.0K PENDENT (3/4 in. NPT)	TY4251	6	WAX COATED 286°F (141°C) MAX	360	360°F (182°C)
560	8.0K UPRIGHT (1/2 in. NPT)	TY4851	7	LEAD COATED	000	OPEN ⁴
561	8.0K PENDENT (1/2 in. NPT)	TY4951	8	WAX-OVER-LEAD 286°F (141°C) MAX		
			9	CHROME PLATED		

NOTES

- Only available on TY3151, TY3251, TY4151, and TY4251.
- Eastern Hemisphere sales only.
- Available in only 8.0K, 155°F (68°C) or 200°F (93°C); requires lead time to manufacture.
- Available only for 8.0 K-factor TY4151 and TY4251 for use in deluge systems ("OPEN" indicates sprinkler assembly without glass bulb, button, and sealing assembly).

TABLE C
SERIES TY-B UPRIGHT AND PENDENT SPRINKLERS
PART NUMBER SELECTION

Ordering Procedure

Contact your local distributor for availability. When placing an order, indicate the full product name and Part Number (P/N).

Sprinkler Assemblies with NPT Thread Connections

Specify: Series TY-B (specify SIN), (specify K-factor), (specify Upright or Pendent) Sprinkler with (specify) temperature rating, (specify) finish or coating, P/N (Refer to Table C)

Recessed Escutcheon

Specify: Style (10 or 40) Recessed Escutcheon with (specify*) finish, P/N (specify*)

* Refer to Technical Data Sheet TFP770

Sprinkler Wrenches

Specify: W-Type 6 Sprinkler Wrench, P/N 56-000-6-387

Specify: W-Type 7 Sprinkler Wrench, P/N 56-850-4-001

Wax Sticks (for retouching wrench-damaged wax coating)

Specify: (specify color, below) Color-coded Wax Sticks for retouching (specify temperature rating) temperature-rated Series TY-B Sprinklers, P/N (specify)

Black for 135°F (57°C) P/N 56-065-1-135
 Red for 155°F (68°C) P/N 56-065-1-155
 Yellow for 175°F (79°C) P/N 56-065-1-175
 Blue for 200°F (93°C)
 and 286°F (141°C) P/N 56-065-1-286

Note: Each wax stick is suitable for retouching up to 25 sprinklers.

The wax used for 286°F (141°C) sprinklers is the same as for 200°F (93°C) sprinklers. Therefore, the 286°F (141°C) sprinkler is limited to the same maximum ceiling temperature as the 200°F (93°C) sprinkler which is 150°F (66°C).