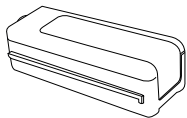
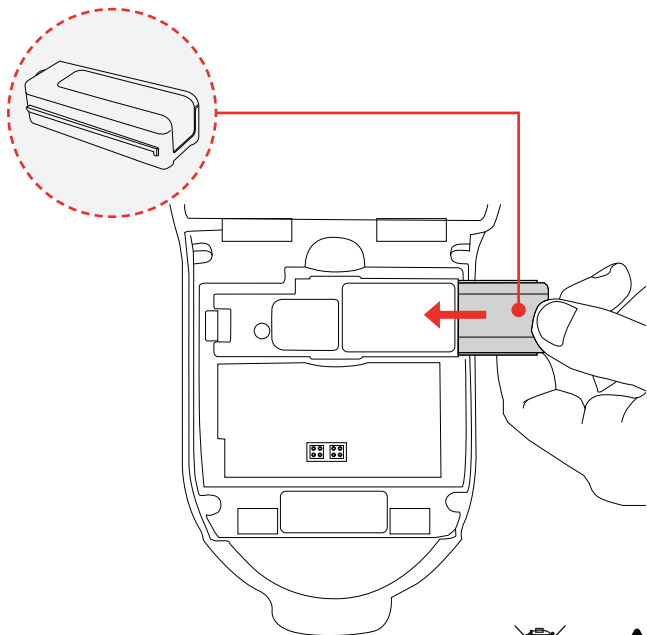


Smoke Cartridge Removal & Replacement



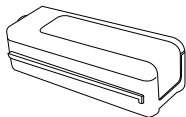
Note:

When replacing the smoke cartridge, ensure that the unit is switched off before opening the back cover.



Smoke Cartridge

Removal & Replacement



Removal

- Remove the empty smoke cartridge from the generator. (Do not remove the generator.)

Replacement

- Do not insert the smoke cartridge without the generator fitted into the main unit.
- Slide the smoke cartridge completely into the generator housing following the guide rails.
- Once inserted into the generator do not remove until indicated that a replacement is necessary.

Do not re-use old smoke cartridges.